



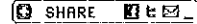
Children's Ministry

- Best Practices in UM Churches
- Caring for Children
- Developmental Topics
- Discipleship
- Evangelism & Advocacy
- Faith Formation
- Helping Children in Times of Crisis
- Learning to Give
- Liturgical Calendar & Special Days
 - Advent & Christmas
 - Epiphany
 - Lent & Easter
 - Pentecost and Ordinary Time
 - Special Days
- Ministry with Preschoolers
- Resources, Curriculum & Training
- Safety
- Weekday Ministry
- Worship With Children
- United Methodist Children's Fund for Christian Mission
- Ministry With Children Newsletter
- Staff
- Subscribe to Email Newsletter


CHILDREN'S MINISTRY

The Blessing of Gifts for Christmas Morning or the Sunday Following Christmas

Email to a friend Printer-friendly page



Myrtle Felkner and Mary Alice Gran



Announcements should be made during December in a newsletter, during worship, and in other settings that each child/person is welcome to bring one gift to the worship service on Christmas Day. The Blessing of Gifts will take place during

worship as the children are called to the front of the sanctuary for the blessing. This may occur during Children's Moments, or the pastor/leader may ask all who bring gifts to hold them for the blessing. After appropriate words to the congregation, the pastor/leader will offer a prayer of blessing for all the gifts — given and received.

The Blessing of Gifts

Invitation: Children are now invited to come forward for the blessing of their gifts. Are there some "older children" who would like to bring their gifts and come join us?

(The leader greets children as they come and invites them to sit or stand near the altar.)

Leader: Merry Christmas! (Children may respond.) What a happy day it is as we celebrate the birthday of Jesus, our Christ! This morning, most of us are really, really happy because we have received the best gift in the whole world.

Leader: We give gifts at Christmas time, and it's no secret why! We think a lot about gifts today because it was on Christmas Day that we all received that best gift in the whole world. God gave us God's son, Jesus, who came to us as a little baby, just like _____. (Name a new baby in your congregation, if appropriate.)

Leader: When we give a gift to someone else, we are remembering that God gave a gift to us. Did you give any gifts for Christmas? (Encourage a few children who may want to share what they gave to others, to parents, siblings, and others; but do not extend this period beyond a few minutes.)

Leader: I know you received gifts for Christmas! See the toys you have brought with you! Let's lift them up high so everyone in our congregation can see some of the toys you received.

Leader: Girls and boys, we give gifts and we receive gifts at Christmas; because that is what Christmas is all about. It is about God giving the gift of God's son Jesus to the whole world. Toys are intended to give happiness. All gifts are intended to give happiness, just as Jesus brings happiness to the hearts of those who love him.

Leader: Let's say thanks to God.

Leader: God, we thank you for the best gift in the whole world: Your son, Jesus Christ. Thank you for each of these gifts that are given and received in commemoration of your Gift. Please bless these toys and gifts that they may bring hours of happiness and joy to all your children. Bless the children that they may share, play happily, and be thankful for every good gift you have given to us. Amen.

Leader: Children, as you return to your seats, please pass by me, one by one, so that we may acknowledge your toy before God.

The leader asks each child as she or he approaches to identify the toy/gift brought; then the leader places a hand on the toy and says: "God, may this toy be a blessing to _____ (name the child, if possible) and to those who gave it.

Conclusion: Congregation sings "Jesus Loves the Little Children."

Interested in reprinting this item? Please read Copyrights & Permissions

Site Tools: [Glossary](#) | [Site Index](#)
GBOD Divisions: [External Connectional Relations & Strategy](#) | [Leadership Ministries](#) | [New Church Starts](#) | [Upper Room Ministries](#) | [Young People's Ministries](#)
[More About GBOD](#): [Job Listings](#) | [Copyright & Permissions](#) | [Terms of Service](#)
Other GBOD Sites: [UpperRoom.org](#) | [Path1.org](#) | [YANetwork.org](#) | [GlobalYoungPeople.org](#)
© Copyright 2010
1908 Grand Avenue, Nashville, TN 37212 (877) 899-2780
General Board of Discipleship



Copyright & Permissions

You are welcome to reproduce the material on this website for use in your congregation or the district, conference, or national office of your denomination, but please remember that all content created by GBOD is copyright protected.

In exchange, we ask that you follow just a few rules:

- Always give GBOD credit. If you print out or copy our web pages or any content from our web pages, you must include the following: "Copyright General Board of Discipleship. www.GBOD.org Used by permission." If the material you're copying names an author, please include that person's name as well.
- Some content on GBOD.org is owned by others, and your right to reproduce is limited. Please read - and follow - any restrictions listed at the bottom of the page you'd like to reproduce.
- You may reproduce our content on your website if you **first** get permission from us. Contact info@gbod.org. Any material you reproduce must credit the GBOD and include a link from your website to our original page on GBOD.org. Some of our pages may not be reproduced on other websites, so you must check with us first.
- In **no** circumstances may you distribute any of our content for profit. You may not resell our content in any fashion.
- We're sorry, but photographs and illustrations on our website **cannot** be copied. The only exception is official church logos that are made available for downloading.
- If you have any questions, please don't hesitate to contact us. We'd love to help you. Send us a message at: info@gbod.org
- If you're interested in learning more, we encourage you to explore our copyright resource pages.

Worship Planning Help readings come from *The United Methodist Book of Worship* and is adapted from *The Revised Common Lectionary: Consultation on Common Texts* (Abingdon Press, 1992), copyright © by the Consultation on Common Texts (CCT), PO Box 340003, Room 381, Nashville TN 37203-0003. Reprinted with permission of CCT.

Scripture quotations, unless otherwise indicated, are from the New Revised Standard Version of the Bible, copyright 1989 by the Division of Christian Education of the National Council of the Churches of Christ in the USA. All rights reserved. Used by permission.


Some images appearing on Lectionary Planning Preaching Helps are copyrighted by Jupiter Images. © 1997-2010 Jupiter Images.

All other stock photography is licensed from and is copyright by iStockPhoto.com

Images of United Methodist activities are courtesy of United Methodist News Service, the official News Service of the United Methodist Church. Visit UMNS at: <http://umns.umc.org>

Site Tools: [Glossary](#) | [Site Index](#) Content Tools: [External Connectional Relations & Strategy](#) | [Leadership Ministries](#) | [New Church Starts](#) | [Upper Room Ministries](#) | [Young People's Ministries](#)
More About GBOD: [Job Listings](#) | [Copyright & Permissions](#) | [Terms of Service](#) Other GBOD Sites:
[UpperRoom.org](#) | [Path1.org](#) | [YANetwork.org](#) | [GlobalYoungPeople.org](#) Copyright 2010
1908 Grand Avenue, Nashville, TN 37212 (877) 899-2780

prayer bracelet instructions



Materials needed:

- At least 1/2 yard of fabric (or enough to make 10 prayer bracelets)
- Velcro
- Thread to attach Velcro & sew edges
- Envelope of appropriate size
- Postage to cover mailing bracelets to Port St. Joe, FL!

1. cut pattern out of fabric of choice
2. Sew edges so they don't unravell
3. Attach Velcro to the ends of bracelet.
4. Make 9 more.
5. Package them in an envelope of appropriate size and mail to:
Deborah Loyless
First United Methodist Church
PO BOX 266
Port St. Joe, FL 32457

Please email Deborah at psjchildren@yahoo.com to let her know how many you are willing to provide.

Get them to Deborah at the address above by January 21st.

Curriculum Comparison Chart

Age levels

Core Components

Bible version

Bible-based Scope & Sequence

Cost per class per quarter (8 children)

Special emphasis

Living the Good News
Morehouse
 www.cokesbury.com,
 key words: "Living the
 Good News"

Ages 2-3
 Ages 4-5
 Grades 1-3
 Grades 4-6

Quarterly Leader's Guide (Episcopal, Lutheran, PCJ); Take Home Papers; Session Companion Visuals; At Home with the Good News (Episcopal, Lutheran, PCJ); Enhanced CD set (music, art, handouts, online links) (one per group); Annual: Singing the Good News Songbook & CD

Good News
 NRSV

Revised
 Common
 Lectionary

\$80.50

Based on Revised Common Lectionary; multi-age studying same Scripture; 3 versions; liturgical focus

One Big Room
Cokesbury/bingodon
CRC
 www.liveBIG.com

Ages 3-12 (One-Room Focus)

Quarterly DVD Kit (3 monthly DVDs, Leader's Guide [reproducible or download, also available separately], Reproducible Kid's Pages, Music CD, Decoration Pak)

NRSV

3 years

\$60.00

Multi-age lesson for ages 3-12 in one room; high-quality interactive DVD segment each week; focus on building Christian belief and encountering God in daily life; teacher support in leader guide and online; monthly theme with Bible stories each week to reinforce the theme; reproducible kids' activities; grace focused **CRC**

One Room Sunday School
Cokesbury/bingodon
CRC
 www.cokesbury.com

Ages 3-12 (One-Room Focus)

Quarterly Kit (Reproducible Activities Book, Leader's Guide, Class Pak with Visuals, CD)

NRSV

3 years

\$57.00

Multi-age lesson for ages 3-12 in one room; mission focus each quarter; covers all major seasons of the Christian Year (Advent, Christmas, Lent, Easter, Pentecost); reproducible kids' activities; grace focused **CRC**

PowerXpress
Cokesbury
CRC
 www.powerxpress.com

Elementary (Ages 5-12)

Leader's Guide with 8 stations (up to 8 weeks of lessons); music CDs, printed music sheets, additional resources (movies, computer programs, and books) sold separately

NRSV

4 years

\$119.00
 (up to
 8 weeks)

Rotational learning; theme for one unit; focuses on one Bible story for in-depth learning through multiple intelligences; teachers prepare the same basic lesson for use over multiple weeks; grace focused **CRC**

Rock Solid
Cokesbury
CRC
 www.AmRockSolid.com

Preschool—Ages 3-4
 Early Elementary—Ages 5-6
 Middle Elementary—Ages 7-8
 Older Elementary—Ages 9-10
 Tween—Ages 11-12

Quarterly Leader's Guides; Bible Storybooks; Bible Craft Activity Books; Resource Paks; Annual CDs;

NRSV

3 years

\$89.60

Builds on developing relationships among children—with God, with Jesus, with others; children invited to have personal faith experience with God; mission focus each quarter; covers all major seasons of the Christian Year (Advent, Christmas, Lent, Easter, Pentecost); grace focused **CRC**

Seasons of the Spirit
Wood Lake Publishing
 www.cokesbury.com,
 key words: "Seasons
 of the Spirit"

Birth-Age 2
 Ages 3-5
 Ages 6-8
 Ages 9-11
 Multi-age 5-12

Birth-age 2 (use year after year); quarterly printed materials for age levels; CD-ROM Version (9 months); teacher Supplement CD-ROM; Leader Book; Reproducible Material; Art/Posters; Music Booklet (printout); Congregational Guide; Congregational Life Resources (9 months—CD-ROM or Print)

NRSV

Revised
 Common
 Lectionary

\$121.00

Based on Revised Common Lectionary; multi-age studying same Scripture; ecumenical writers; worship focus; social justice emphasis

CRC The Curriculum Resources Committee of the United Methodist General Board of Discipleship has approved this resource for use in the Christian education ministry of The United Methodist Church.

To order, call 800-672-1789 • Cokesbury.com

Curriculum Comparison Chart

	Age levels	Core Components	Bible version	Bible-based Scope & Sequence	Cost per class per quarter (8 children)	Special emphasis
Bible-in-Life David C. Cook www.cokesbury.com	Toddler/2 (18-36 mos.) Preschool—Ages 3-4 (Age 3-Pre-K) Early Elem.—Ages 5-6 (K-Gr. 1) Elem.—Ages 7-8 (Gr. 2-3) Upper Elem.—Ages 9-10 (Gr. 4-5) Middle School—Ages 11-13 (Gr. 6-8)	Quarterly Teacher Guide, Student Book, Craft Take-Home, Creative Teaching Aids	NIV	3 years	\$89.00	Plan of salvation in each teacher book; salvation focus; weekly Bible memory emphasis; free current events download; reproducible CDs
FaithWeaver Group www.cokesbury.com	Infants/Toddlers/Twos Preschool—Ages 3-4 Pre-K/K—Age 5-6 Grades 1-2 Grades 3-4 Grades 5-6	Quarterly Teacher Pack, Student Book	NIV	3 years	\$81.00	All age levels (Infant through adult) study same story each week; family oriented; free downloadable pastor's resource and children's sermons; One-point learning (each lesson concentrates on one point, with application); faith-sharing focus; salvation focus; quarterly service project
Hands-On Group www.cokesbury.com	Toddlers/Twos Preschool—Ages 3-4 Pre-K/K—Ages 5-6 Grades 1-2 Grades 3-4 Grades 5-6	Quarterly Learning Lab, Teacher Guide	NLT	3 years	\$89.00	Weekly salvation focus; faith-sharing focus; Jesus Connection section; object lessons using "zimos"; active and high energy; reproducible student materials; relational focus to learning; good for midweek
HeartShaper Standard www.cokesbury.com	Toddlers & 2s Preschool—Ages 3-4 Pre-K/K—Ages 5-6 Early Elementary—Grades 1-2 Middle Elementary—Grades 3-4 Preteen—Grades 5-6	Quarterly Teacher's Convenience Kit, Student Activity Book, Student Book	NIV ICB KJV	2 years 3 years	\$79.00 \$89.00	Bible skills at each elementary level; faith-sharing focus; salvation focus; KJV memory work for levels early elementary—Preteen; preschool and Pre-K—K levels have ICB and KJV side by side; reproducible CD includes memory work, skills activities, family pages, teacher helps; online current event supplement for preteens; Quick Step Lesson Plan option; early childhood levels include materials for 2-hour session
Live Big! Cokesbury/Abingdon CRC www.livbig.com	Preschool—Ages 3-4 Early Elementary—Ages 5-6 Middle Elementary—Ages 7-8 Older Elementary—Ages 9-10 Tween—Ages 11 and up	Quarterly DVD Kits, Kids' Books	NRSV	3 years	\$100.00	High-quality interactive DVD segment each week; focus on building Christian belief and encountering God in daily life; teacher support in an easy-to-use leader guide and online; monthly themes with Bible stories each week to reinforce the theme; multi-age option for ages 3-12 (One Big Room); grace focused CRC

CRC The Curriculum Resources Committee of the United Methodist General Board of Discipleship has approved this resource for use in the Christian education ministry of The United Methodist Church.

To order, call 800-672-1789 • Cokesbury.com

Leigh Meekins

From: GBOD [christianed@gbod.org]
Sent: Thursday, November 04, 2010 9:54 AM
To: Leigh Meekins
Subject: GBOD iTeach November 2010: Praying with Children

iTeach



GBOD

EQUIPPING WORLD-CHANGING DISCIPLESSM

Support for Christian Educators

November 2010

Praying with Children

By Melanie Gordon

Most of today's children grow up with televisions, computers, and social networking at their disposal and understand how to text using a cell phone. This world is immensely different from the one experienced by most children's teachers whose communication primarily took place face to face or by telephone. We grew up understanding the power of communication in our lives -- communicating within the gathered community and communicating with God. Do you remember the first prayer you learned? Was it something like, "Now I lay me down to sleep" or "Our Father, who art in Heaven"? What prayers are we sharing with our children?

We owe it to our children to model prayer, to pray with them, and to encourage them to spend time in stillness listening to God. The Psalmist says it well: "My soul thirsts for you" (Ps 63:1) and a way of quenching that thirst is through communication and relationship with God -- prayer. Emma, a toddler at Haygood Memorial UMC near Atlanta, heard and prayed the Lord's Prayer in worship each Sunday. At the age of nearly three, she wanted to share this prayer with the congregation. As a toddler, Emma does not understand the depth of this prayer, but she knows it is important in the life of the church. It will sustain and comfort her for years to come, and she will understand it more deeply as she grows in faith.

Not all prayer comes to us through the rituals of the church; many are personal and spontaneous. Think of the prayers of Moses, Hannah, Ruth, and Peter. God meets us where we are and hears our prayers whether they are formal prayers of the church or prayers for immediate guidance or mercy.

One of John Wesley's prayers for children begins, "Be present at our table, Lord," expressing the importance of inviting God into our lives every day. Prayer is one of the acts of piety in our lives as United Methodists. We pray for thanksgiving, for forgiveness, for the comfort of others. We have an obligation to share this means of grace with our children in ways that will allow them to experience time with God. Learning to pray sets a foundation for them as they strengthen their

iTeach is a toolbox of wisdom to develop, nurture and encourage teachers, small group leaders and pastors in their teaching ministry.

In a world where children use email and texting, are we teaching them to pray?

Facebook

If you're on Facebook and would like to network or receive helps and tips from time to time, search for the group GBOD-Christian Ed Friends and ask to join.

Resources

- [Praying with Your Baby](#) by Leanne Hensley Hadley
- [At Home With God: Family Devotions for the School Year](#) by Anne Broyles, Sue Downing, Paul Escamilla, Elizabeth Lind Escamilla, and

relationship with God and with others.

In a technology-intensive world, communicating with God requires no technology at all. Prayer involves listening and even being still. Children are quite capable of doing both, but it takes our willingness to guide them appropriately by turning off our own monitors, mobile phones, and televisions and by engaging with children. Jesus made time to teach the disciples to pray. What is our obligation in caring for our children?

Questions about praying with children:

- Do you teach simple prayers that are familiar to children -- "Be near me Lord Jesus," "Praise God from whom all blessings flow," "Lord, Jesus Christ, have mercy on me," and "My peace I give to you"?
- Have you shared with children the prayers of the Psalms?
- Have you created sacred spaces in your classrooms and encouraged parents to create sacred spaces in their homes? This can be as simple as a special rug that you lay out or the coffee table with a lit candle.
- Do you encourage parents to set aside time for devotion in their homes and equip them with resources for this purpose?
- Do you honor small children as concrete learners by keeping symbols of the church and Christ in your space?
- Do you remind children that we can pray any where and at any time and that they can say anything to God?
- Do the children you teach see you pray?

Melanie C. Gordon mgordon@gbod.org is Director of Ministry with Children at GBOD in Nashville, Tennessee.



This newsletter was created by the Christian Education Team at GBOD and is made possible by your generous giving to the World Service Fund. You're receiving this newsletter because you've submitted your email address to us.

(c) 2010 by the General Board of Discipleship. Permission is granted to copy or reprint this article for use in an educational setting in the local church. For any other use, contact ChristianEd@gbod.org.

[iTeach Archives](#)



Marilyn Brown Oden
(Upper Room Books)

- [When You Pray as a Family](#) by Reuben Job and Leanne Hadley (Abingdon Press)
- [Children and Prayer](#) by Betty Shannon Cloyd (Upper Room Books)

Quick Links

[GBOD Christian Education](#)

[GBOD Family Ministries](#)

[Christian Educators Fellowship \(CEF\)](#)

[Nothing But Nets](#)

Feedback?

We'd like to hear from you! What would you like to see in our next issue? Drop us a line and let us know. Write us at ChristianEd@GBOD.org.

Not Subscribed?

Not subscribed to iTeach? [Subscribe now](#) and receive this newsletter monthly!

Forward to a Friend

[Unsubscribe from this mailing.](#)

Gathering of Children's Directors
Order of Prayer
November 9, 2010
First United Methodist Church, Dothan



Beloved, we are God's children now; what we will be has not yet been revealed. What we do know is this: when he is revealed, we will be like him, for we will see him as he is. And all who have this hope in him purify themselves, just as he is pure.
1 John 3: 2-3



WELCOME and GREETING

COLLECT

O Lord Jesus Christ,
who did take into your arms the children brought to you for blessing;
Bless always and in all places the children of your Church;
bless your Church in telling them of you,
that they may grow in your likeness, radiant in your light
and happy in your house,
in your name's sake. Amen.

PSALM READING

Psalm 78

SONG OF THANKSGIVING

Raise a song of Gladness peoples of the earth.
Christ has come, bringing peace, joy to every heart.

*Raise a Song of Gladness
Upper Room Worshipbook 383*

Al-le-lu-ia Al-le-lu-ia, Joy to ev-ery heart.
Al-le-lu-ia Al-le-lu-ia, Joy to ev-ery heart.

SCRIPTURE READING

Romans 8

SUNG MEDITATION

Come and fill our hearts with your peace
You alone, O Lord, are holy.
Come and fill our hearts with your peace, Al-le-lu-ia!

*Come and Fill Our Hearts
FWS 2157*

PRAYERS OF THE PEOPLE

Prayers of the People

With all our hearts and with all our minds, let us pray to the Lord:

FWS 2201

(Refrain) Lord, let your kingdom come. Your will be done.
Lord let your kingdom come. Alleluia.

Leader: Together, let us pray for the concerns of our city and neighborhoods ...
“(persons may offer a brief prayer of intercession or petition)”

Cantor: Lord, in your mercy.
All: Hear our prayer. (Refrain)

Leader: Together, let us pray for the church – its leaders and its mission ...

Cantor: Lord, in your mercy.
All: Hear our prayer. (Refrain)

Leader: Together, let us pray for the children we love and serve and for those children
who are need of care and love ...

Cantor: Lord, in your mercy.
All: Hear our prayer. (Refrain)

Leader: For ourselves and for one another, together let us offer prayers for
peace, wholeness, healing and strength through words and signs
of intercession. *You are invited to come forward to the chancel
rail, to pray and light intercessory candles. You may also receive
anointing with oil as a sign of wholeness and peace.*

Cantor: Lord, in your mercy.
All: Hear our prayer.
Lord, let your kingdom come. Your will be done.
Lord let your kingdom come. Alleluia.

CLOSING SONG

Spirit of the Living God

Spirit of the living God, fall afresh on me.

UMH 393

Spirit of the living God, fall afresh on me.

Melt me, mold me, fill me, use me.

Spirit of the living God, fall afresh on me.

BENEDICTION

Children's Ministries Dates

Date	Event	Location	Notes
11-12 & 13	Academy for Mini. w/ Children	Montgomery	
2-11-13	Elem. Winter Retreat	Blue Lake	
2-18	Deadline for Conf. Registration		
2-19	VBS Training	Springhill Ave UMC, Mobile	
2-27	VBS Training	Whitfield UMC, Montgomery	
2-25 & 26	Academy for Min. w/ Children	Montgomery	
2-22-24	Forum	San Antonio, TX	
3-4-6	Confirmation Retreat	Blue Lake	
4-1 & 2	Academy for Min. w/ Children	Birmingham	
6-5-8	Annual Conference	Montgomery	
7-8-10	Conference Wide Created by God	Blue Lake	

Edible Stable

Items Needed:

Graham crackers	shredded wheat
Elfwiches	tiny pretzels
Tiny marshmallows	animal crackers
Zip top bags	meat tray
Chocolate stars	canned icing
Powdered sugar	

Royal Icing:

- mix 1 can of icing with enough powdered sugar to make stiff
- Put into zip top bags and snip corner to make piping bag

Stable:

- Use graham crackers to form stable, including roof with a point - use the royal icing to glue edges
- Glue 1 chocolate star on top of the stable at point
- Take 1 loaf of shredded wheat and spread apart on tray to make hay
- Set stable on hay
- Use elfwiches to be characters in stable
- Use animal crackers to be animals in stable
- Glue 1 marshmallow onto center of 1 pretzel to make an angel - make several angels and set around stable

ENJOY!!!

Blessing of the Advent Wreath

Adapted from Loyola Press

This is a blessing for the family Advent Wreath to be done before the lighting of the first Advent candle. Have the family gather around the Wreath. Share the readings among the family members.

Reader: Today we begin Advent, a season when the days grow shorter and darker. We are preparing to celebrate Christmas, the birth of Jesus, who is the light of the world. Let us spend a moment in silence to prepare our hearts for this season.

Reader: In the season of Advent the church prepares to celebrate the coming of Jesus. We remember the past, celebrate the present, and look to the future. We prepare to celebrate the birth of Jesus and the presence of Jesus in our family.

Reader: Our scripture reading is: (choose one or more of these scriptures for your reading - Isaiah 11:1-4, Isaiah: 61:1-2, Mark 1:1-8, James 5:7-10, or Philippians 4:4-7)

Reader: Lord God, bless this wreath and bless us as well. May this wreath remind us of the hope and joy that Jesus brings into the world. We ask this in the name of Christ. Amen.

All: AMEN.

Blessing of the Family Christmas Tree

Adapted from Loyola Press

Blessing the family Christmas tree is a fun way to begin the Advent/Christmas season. You may bless the tree as soon as you put it up or you can wait until after you have decorated it. When you are ready to do the blessing, gather everyone around the tree and share the following prayer. Following the prayer you may want to sing a favorite Christmas carol.

Loving God, we stand before you ready to celebrate the birth of your son, Jesus. We ask that you bless this tree, a sign of life in our midst. It stands as a reminder that you are born anew in us each day. Bless our family and friends as we celebrate this joyous season. Keep us safe in our travels, kind in our conversations, and gracious in our giving and receiving. We ask this in the name of Christ our Lord, Amen.

Blessing of the Christmas Ornaments and Decorations

Adapted from Loyola Press

Each Christmas ornament and decoration tells a story about the family. Sharing these stories during the Advent season draws a family together in the presence of Christ. Have each family member choose a favorite ornament or decoration and hold it, if possible. Share the following prayer.

Lord, God, we ask you to bless these ornaments and decorations. Each one of these represents a thread in the tapestry of our family's life together. We are always reminded of how you have been present with us through all of our days. We know that you are present with us now as a family and that our story continues. Help us to see one another as precious and dear, to treat each other with tenderness and care, and to enjoy and celebrate the joy that each of us brings to the family. This we pray in the name of Christ Jesus. Amen.

First United Methodist Church, Olympia, Washington
Anti-Bullying, Harassment, and Intimidation Policy
June 2, 2004

Policy Overview

Purpose

It is the purpose of First United Methodist Church to promote positive relations among its community and especially to oppose bullying, harassment, and intimidation (BHI) in all of its forms by all members of the church community.

Scriptural Basis

Jesus taught the Greatest Commandment: first, love God with all of your heart, mind, and strength, and secondly, to love your neighbor as you love yourself. (Matthew 22:37, 39) Further, Jesus has given the Golden Rule as direction: "Treat others just as you want to be treated." (Luke 6:31)

Definition of Bullying, Harassment, and Intimidation

A conscious, willful, and deliberate hostile activity intended to harm, induce fear through the threat of further aggression, and create terror. It is not about anger, nor about conflict; it is about contempt --- a powerful feeling of dislike toward someone considered to be worthless/inferior/undeserving of respect.

BHI always includes these three elements:

- **Imbalance of power** --- the bully can be older, bigger, stronger, more verbal, higher on the social scale, a different race, the opposite sex, or a large number of kids banded together.
- **Intent to do harm** --- the bully means to inflict emotional harm and/or physical pain, expects the action to hurt, and takes pleasure in witnessing the hurt.
- **Threat of further aggression** --- both bully and bullied know that the bullying can and probably will occur again.

When bullying escalates unabated, a fourth element is added:

- **Terror** --- systematic violence used to maintain dominance.

Our Position on Rights and Responsibilities

Based on our belief that all persons are of sacred worth, we declare that it is the right of all individuals of all ages to be free of victimization. It is the responsibility of those who witness victimization to stop it and/or to speak to a trusted adult/pastor. The leadership of the church will intentionally seek to prevent and deal with BHI through:

- Establishing a policy supervisor to oversee policy use
- Setting rules concerning BHI behavior
- Responding to incidents in a prompt manner
- Seeing that both the bullied and bully are dealt with in a responsible and caring manner
- Overseeing training and education of staff and congregation concerning BHI

Summary of Rules Concerning BHI

The church will be a safe sanctuary for all. We prohibit acts of BHI as well as active or passive support of BHI. All staff and volunteers who work with children and youth will be expected to demonstrate appropriate behavior; treat others with civility, kindness, and respect; and refuse to tolerate BHI.

Guidelines for Responding to Bullied and Bully

The church will have specific guidelines written out to respond to both complaints of incidents of BHI, as well as dealing with the bully as a child of God.

Helping Children Address Bullying



Scripture Reference:

“Conduct yourselves with all humility, gentleness, and patience. Accept each other with love, and make every effort to preserve the unity of the Spirit with the peace that ties you together.”

– Ephesians 4.1-4 *Common English Bible*

Resources for Leaders:

Part 3 of an article from *UM Portal* on bullying with specific questions for members of the congregation: <http://www.umc-gbcs.org/site/c.frLJK2PKLqF/b.3794227/apps/s/content.asp?ct=8401433>

Booklet on Abuse and Bullying from the General Board of Church and Society with practical helps: http://www.umc-gbcs.org/atf/cf/%7B689FEA4C-8849-4C05-A89E-C9BC7FFFF64C%7D/Bully_DVBrochure.pdf

An adult's reflection on his childhood experience with bullying:
<http://www.danoah.com/2010/10/memoirs-of-bullied-kid.html>

Moozie is devoted to helping pre-k and kindergarten children discover the universal benefits of kind behavior and kind acts <http://www.moozie.com/about/>

Develop a “Safe Space” Covenant based on the General Rules of the Methodist Church and make it part of your Safe Sanctuaries Guidelines

Help children build healthy relationships through covenant discipleship groups
Contact: mgordon@gbod.org or smanskar@gbod.org

Books for Children:

Booklist from the Santa Clara County Library

http://www.santaclaracountylib.org/kids/lists/bullies_younger/index.html